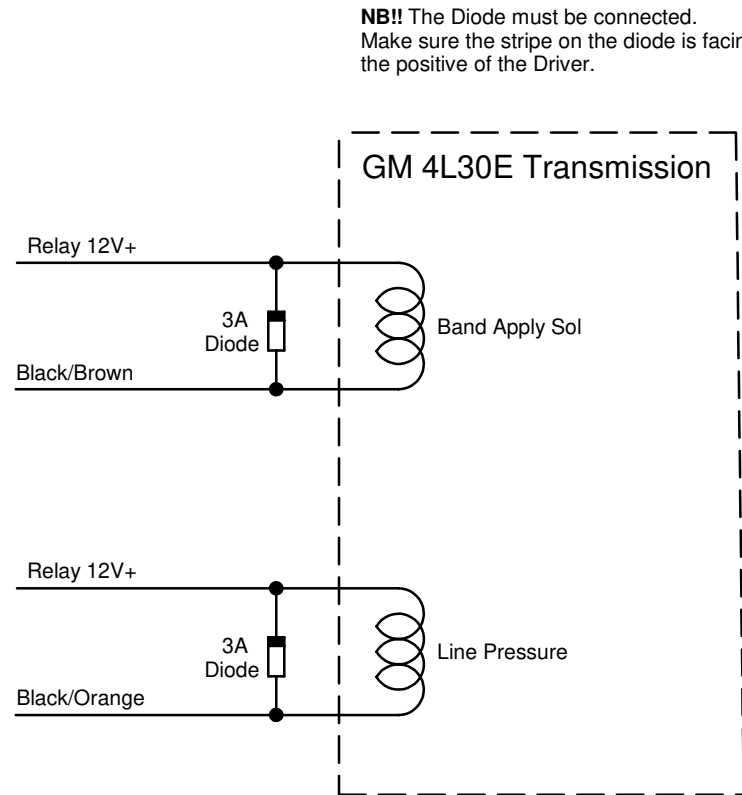


# GM 4L30E FreeWheel Diode

Last Changed: 12/09/2019

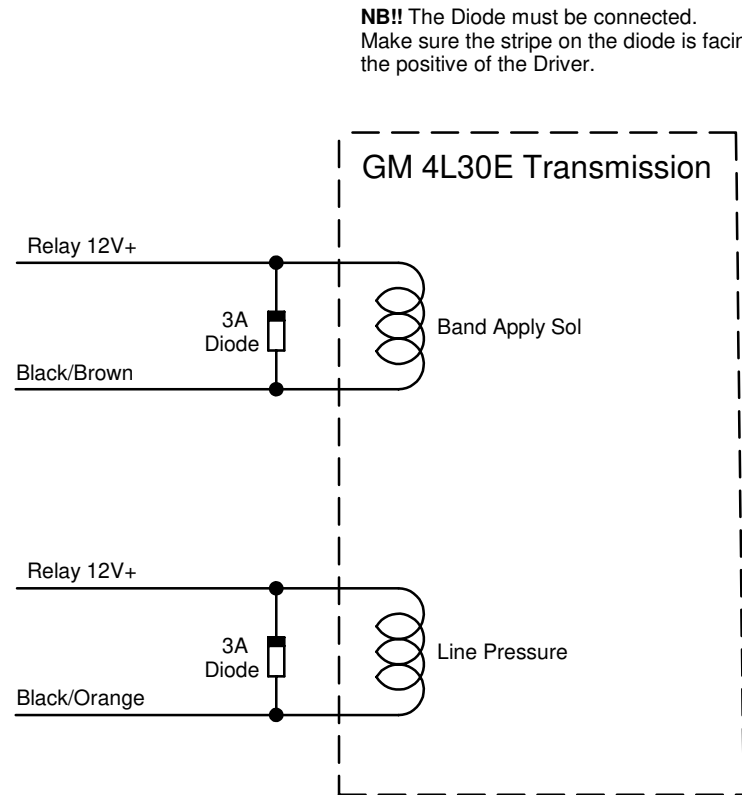
**Note:** If you use level 1 harness, or manufacture your own harness, then you need to install the DB1 or DB2 boards. If you dont have these boards you may install single diodes into the lines for all the PWM solenoids. Use this schematic as a guideline.



# GM 4L30E FreeWheel Diode

Last Changed: 12/09/2019

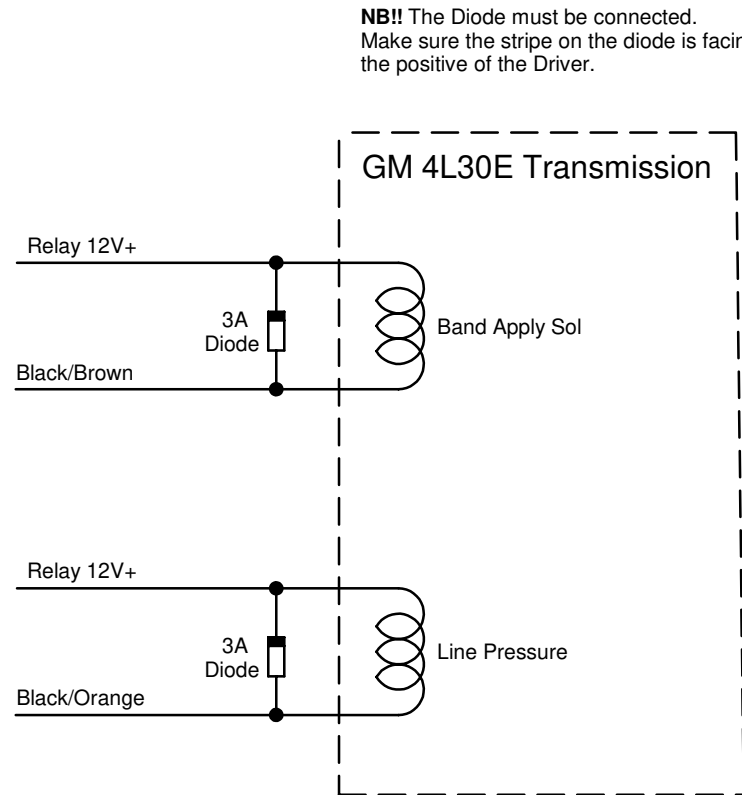
**Note:** If you use level 1 harness, or manufacture your own harness, then you need to install the DB1 or DB2 boards. If you dont have these boards you may install single diodes into the lines for all the PWM solenoids. Use this schematic as a guideline.



# GM 4L30E FreeWheel Diode

Last Changed: 12/09/2019

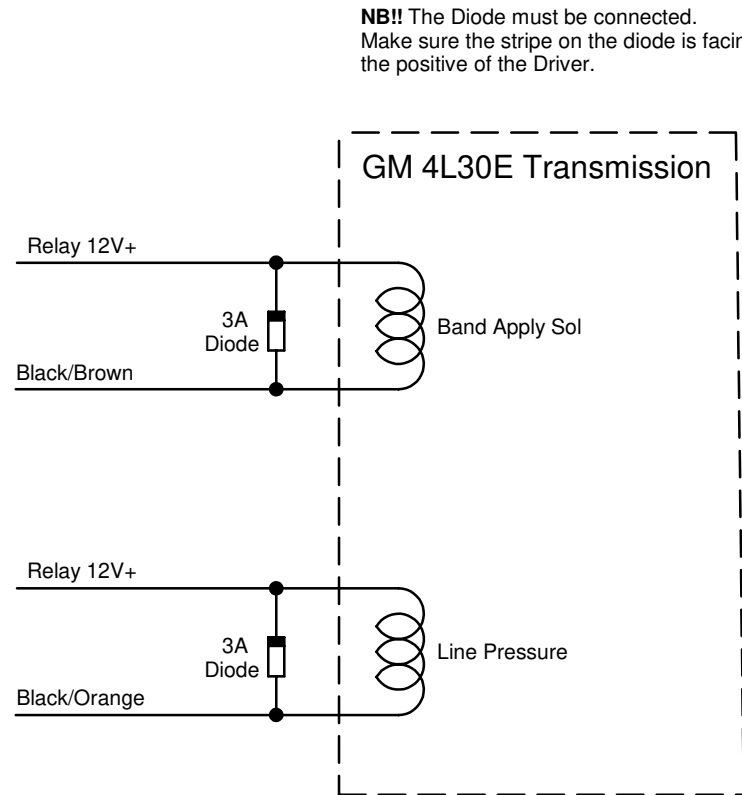
**Note:** If you use level 1 harness, or manufacture your own harness, then you need to install the DB1 or DB2 boards. If you dont have these boards you may install single diodes into the lines for all the PWM solenoids. Use this schematic as a guideline.



# GM 4L30E FreeWheel Diode

Last Changed: 12/09/2019

**Note:** If you use level 1 harness, or manufacture your own harness, then you need to install the DB1 or DB2 boards. If you dont have these boards you may install single diodes into the lines for all the PWM solenoids. Use this schematic as a guideline.



# GM 4L30E FreeWheel Diode

Last Changed: 12/09/2019

**Note:** If you use level 1 harness, or manufacture your own harness, then you need to install the DB1 or DB2 boards. If you dont have these boards you may install single diodes into the lines for all the PWM solenoids. Use this schematic as a guideline.

