

# **Spitronics Orion2 Quick Start Guide**

This guide will help you to quickly get started with your Orion2 products. This is handy for customers that are familiar with our products. If you are a beginner, it would be advisable to start with the more detailed [Getting Started with Orion2 and Hyperspace](#) document. Some links will not open on the phone as this document is made for the Windows PC/Laptop. Orion2 documentation are hosted online in small PDF files for easy reference and printing or downloading. This is due to the number of files and combination of drawings and features.



QR to ***Getting Started with Orion2 and Hyperspace*** PDF Document

## **Android Support App**


If you have an Android phone then install the [Support App](#) which will put all this information in your pocket ready to use. You can download it and send it to your phone on WhatsApp and install it from there.





QR to ***Support App*** APK File for Mobile Software Download on the phone. On your phone open a browser and download this APK file. Then on your File Browser open the downloads folder on your phone and run this file. Follow the instructions.



**NB! Do not connect the ECU to power before you read the [Startup Procedure](#).  
Do not connect the USB cable before the USB drivers are installed.**

**Step 1. Download the [Spitronics Installer](#) and download the software and USB drivers.**  
Follow this link to the guide on how to. Below is a picture of the installer dashboard:





Hyperspace Installer V1.0.11 2024-10-03 17:00:00
✕


Welcome to the Spitronics installer




**Device Manager Software**

	<u>Installed Version</u>	<u>Web Version</u>	<u>Status</u>	
<input type="checkbox"/> Hyperspace Device Manager V3.7	V3.7.7	V3.7.7	Skipped	
<input type="checkbox"/> Hyperspace Device Manager V4.0	V4.0.39	V4.0.39	Skipped	



**Engine Controller Unit Software**

	<u>Installed Version</u>	<u>Web Version</u>	<u>Status</u>	
<input type="checkbox"/> Hyperspace ECU V3.5	V3.5.21	V3.5.21	Skipped	
<input type="checkbox"/> Hyperspace ECU V3.6	V3.6.36	V3.6.36	Skipped	
<input checked="" type="checkbox"/> Hyperspace ECU V3.7	V3.7.14	V3.7.14	Up to date	

**Transmission Controller Unit Software**

	<u>Installed Version</u>	<u>Web Version</u>	<u>Status</u>	
<input type="checkbox"/> Hyperspace TCU V3.3	V3.3.14	V3.3.14	Skipped	
<input type="checkbox"/> Hyperspace TCU V3.6	V3.6.31	V3.6.31	Skipped	


**User Manuals**

	<u>Installed Version</u>	<u>Web Version</u>	<u>Status</u>	
<input type="checkbox"/> Mercury2 Manual	Not installed	0602_2021	Skipped	
<input type="checkbox"/> Orion2 Manual	Not installed	Not detected	Skipped	

**Drivers**

	<u>Status</u>
<input checked="" type="checkbox"/> UART USB Drivers	Completed
<input type="checkbox"/> Silabs IDE	Skipped

**Additional Options**
☐ Create Desktop Shortcuts


Download and Install

### Step 3. Download the [Orion2 Safety Precautions](#).

This document explains common mistakes that installers do that may damage the products. Reading through this document can ensure product safety and reliability.

### Step 4. Download the [Startup Procedure](#).

Your ECU has many selections which could damage the ECU or Engine components if it is not set correctly. Dis document will be a guide to prevent failure which is the responsibility of the installer. Follow it step for step from the beginning and don't go on if there are faults in the steps.

### **Step 5. Download the [Drawings for Orion2](#)**

All the drawings for the Orion2 are modular due to the many compilations that can be done with different firmware and features. Make sure you have the right connections and setup to prevent damage to the unit. This can be viewed online on the website under **Online Manuals**, in the tuning software under **Help**, or on the Android app on your phone under **Spitronics**.

### **Step 6. Download or Open the Online [Software Manuals for Hyperspace](#)**

These manuals are broken in topics and contain all the relevant info on settings and connection diagrams. This can be viewed online on the website under **Online Manuals**, in the tuning software under **Help**, or on the Android app on your phone under **Spitronics**.

***This should get you started. Please read through the manuals and familiarize yourself with the products. If you are in doubt, rather ask and get help from experienced installers.***