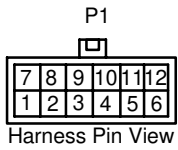
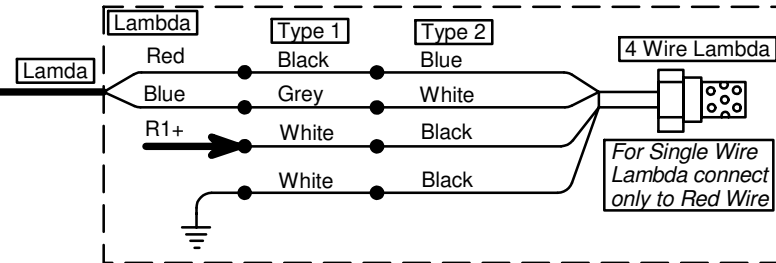
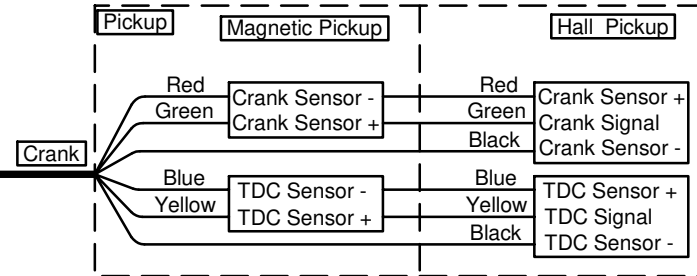
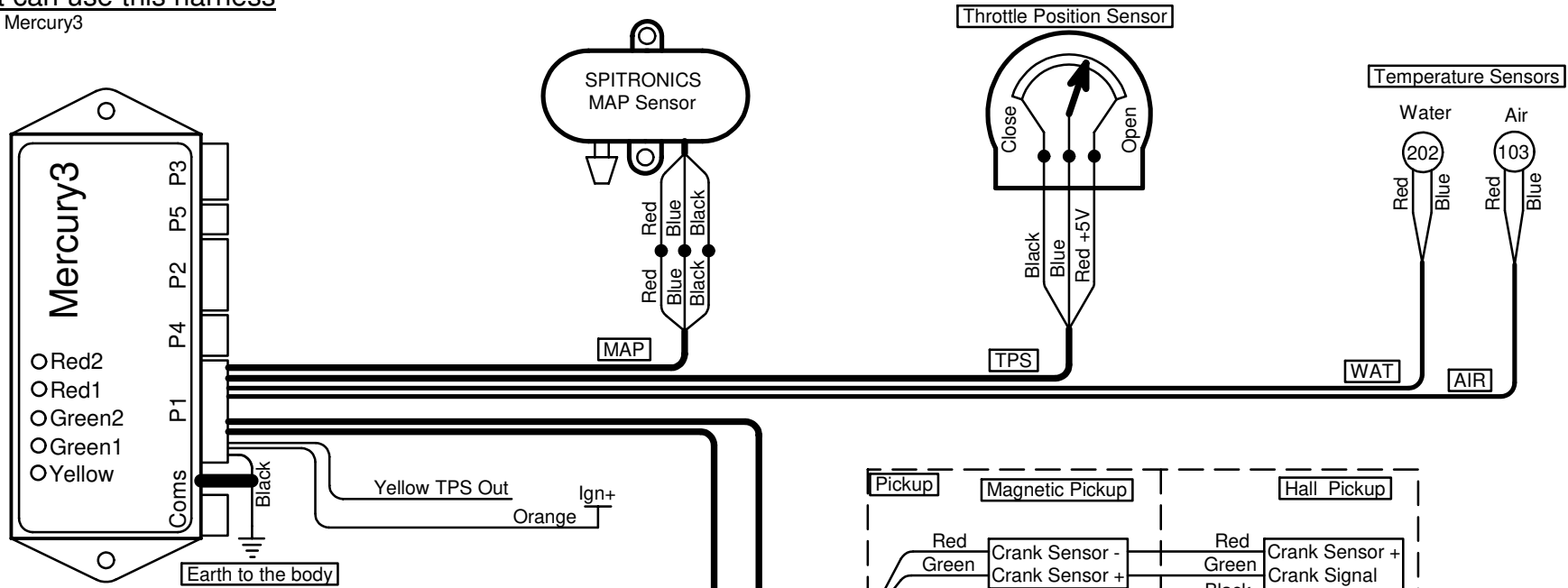


# M08 P1 Crank Cam Combined Input Harness Wiring

Last Changed: 17/04/2024

## Products that can use this harness

Mercury, Mercury2, Mercury3



- 1. Red - Air Temp Sensor
- 2. Blue - TPS Sensor
- 3. Blue - Map Sensor
- 4. Black - Ground
- 5. Blue - TDC Sensor Power
- 6. Red - Crank Sensor Power
- 7. Red - Water Temp Sensor
- 8. Red - Lamda Sensor +
- 9. Red - +5V Output
- 10. Orange - +12V Ign Input
- 11. Yellow - TDC Sensor Signal
- 12. Green - Crank Sensor Signal

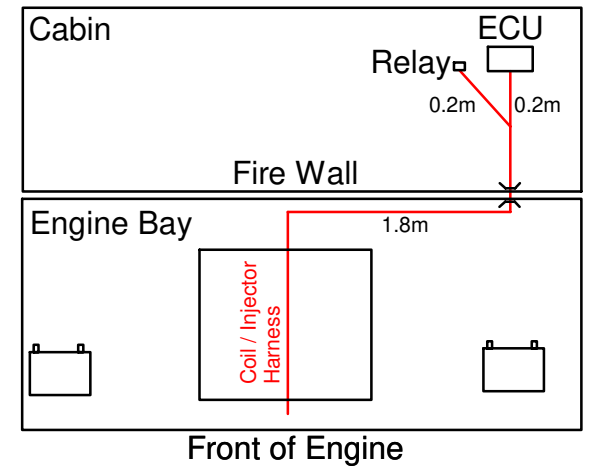
Connector Pinouts

# M08 P1 Crank Cam Combined Input Harness Layout

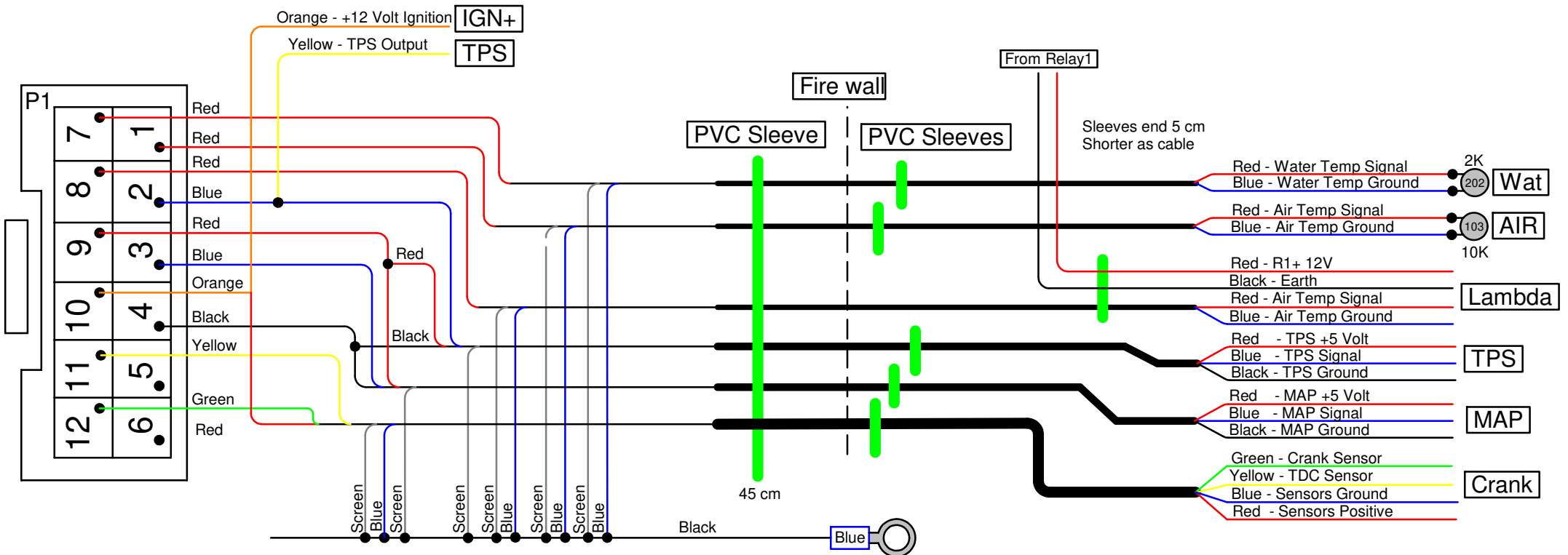
Last Changed: 17/04/2024

## Products that can use this harness

Mercury, Mercury2, Mercury3



Use PVC Sleeve That is smallest diameter to fit the wires



# M08 P1 Crank Cam Combined Input Harness Design

Last Changed: 17/04/2024

## Products that can use this harness

Mercury, Mercury2, Mercury3

See Layout for PVC Sleeve information and other wiring to complete Harness

