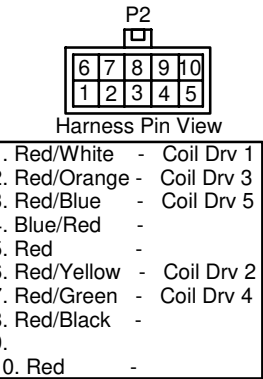
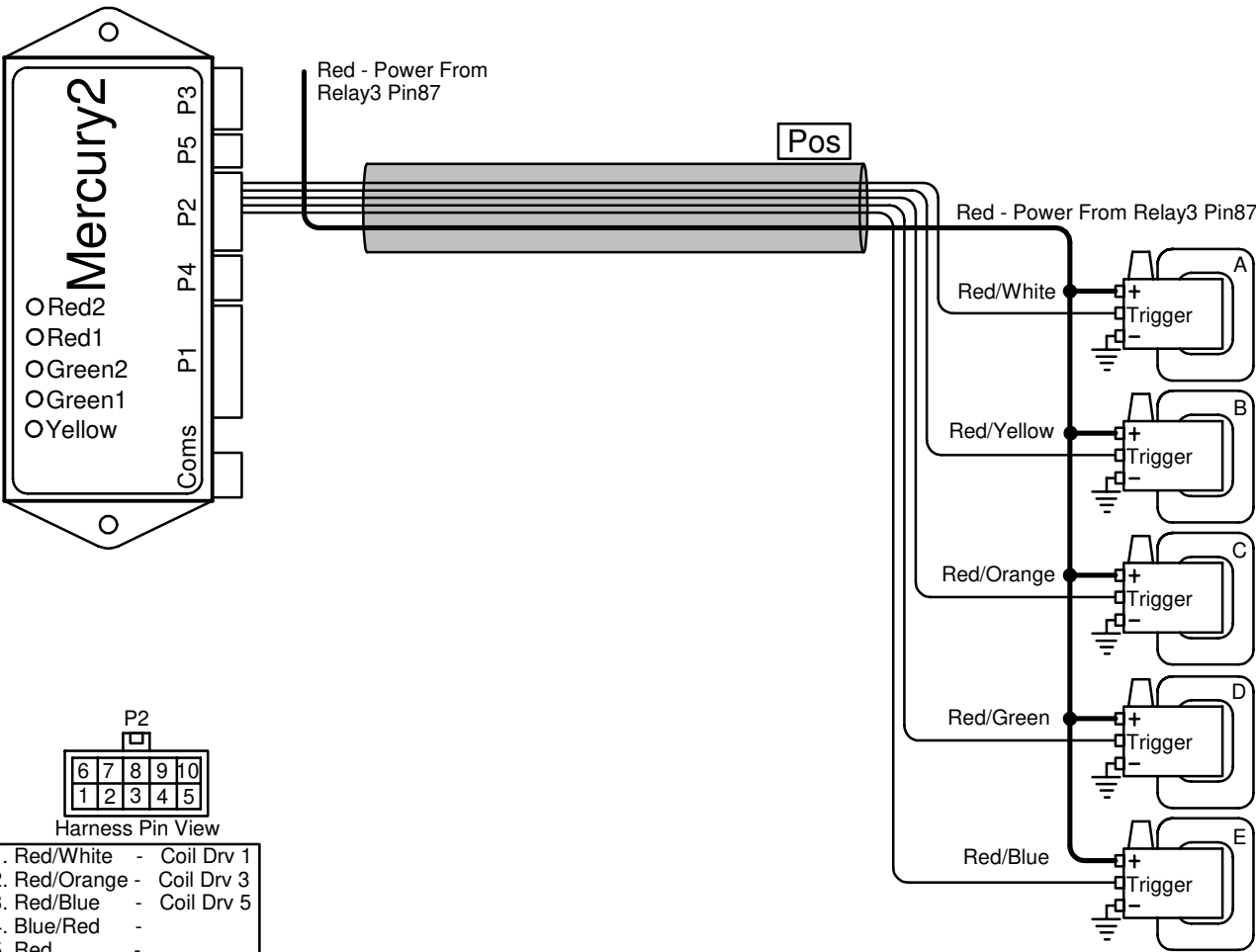


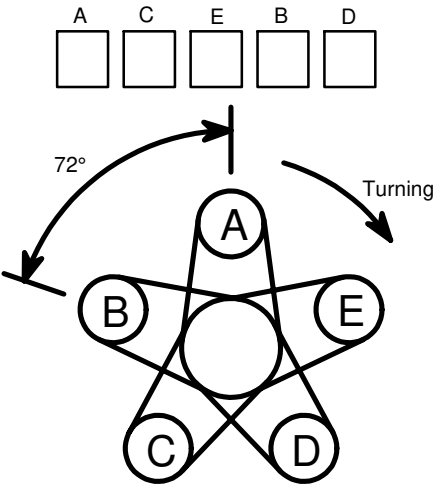
5Cyl COP Int Drv

Last Changed: 15/05/2021

Harness Required: MEX01-2



Connector Pinouts



Write your firing order from left to right in the blocks above marked with an alphabetical letter. Then write the corresponding number on the corresponding coil with the same alphabetical letter in the drawing below. Now connect your coil number to the corresponding color wire.

There is a difference in wiring when you chose between Wasted-Spark and Full Sequential Spark. The reason is Wasted spark fire on each piston that reach TDC and full Sequential fire on every second piston that reach TDC. Not all firmware can do Full-Seq spark so make sure about that before you wire.

Note: The order of the coils will differ on their placing on the engine, as long as it is connected to the same color wire as this illustration. You may swop drivers on the modules around to simplify wiring to the coils.