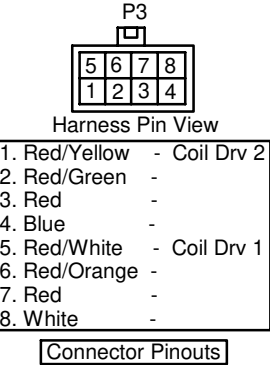
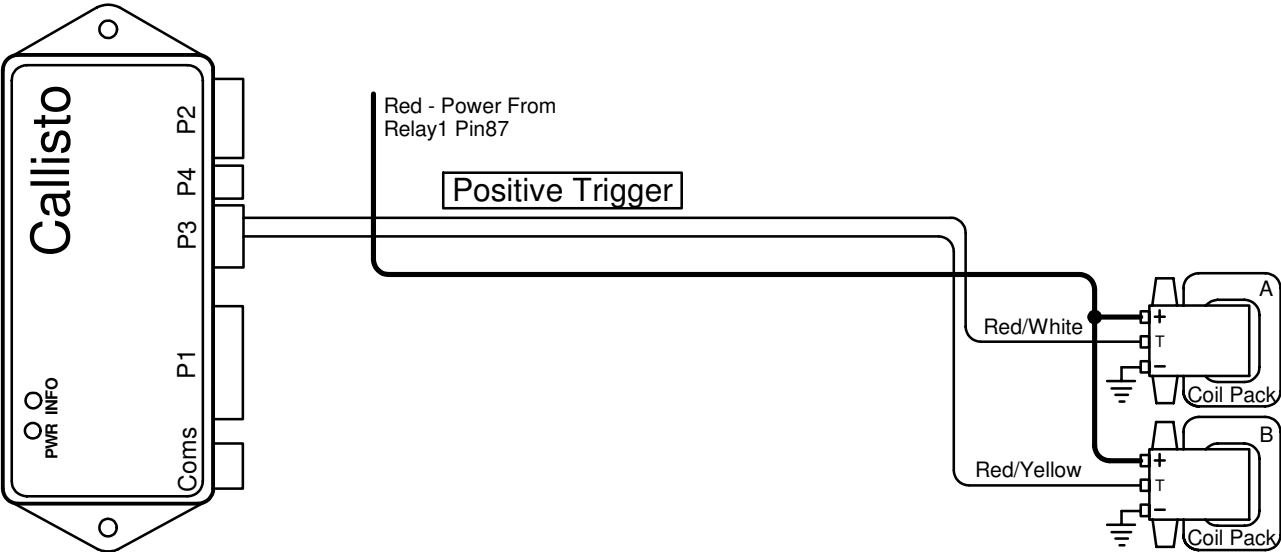



# Callisto 6Cyl 2x Smart Coils WS 2x Drv

Last Changed: 05/07/2025


Harness: E63-P3




## Software Settings

Ignition Coil Combination Wasted Spark Coil Pack 

or

Ignition Coil Combination Wasted Spark Coil Per Cylinder 

Ignition Coil Type Smart Coil – Use Positive Drivers 

### Coil Driver Outputs

- Coil Driver Output 1 LV Positive Output 1
- Coil Driver Output 2 LV Positive Output 2

**Note!:** The software may shows 4 drivers but only 2 drivers may be installed.

A B A B

Write your firing order from left to right in the blocks above marked with an alphabetical letter. Then write the corresponding number on the corresponding coil with the same alphabetical letter in the drawing below. Now connect your coil number to the corresponding colour wire.

**Note:** The order of the coils will differ on their placing on the engine, as long as it is connected to the same colour wire as this illustration.