

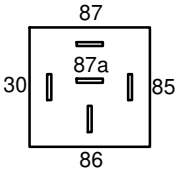
M72_P2 TCU 1Relay Output Harness Design

Last Changed: 03/11/2025

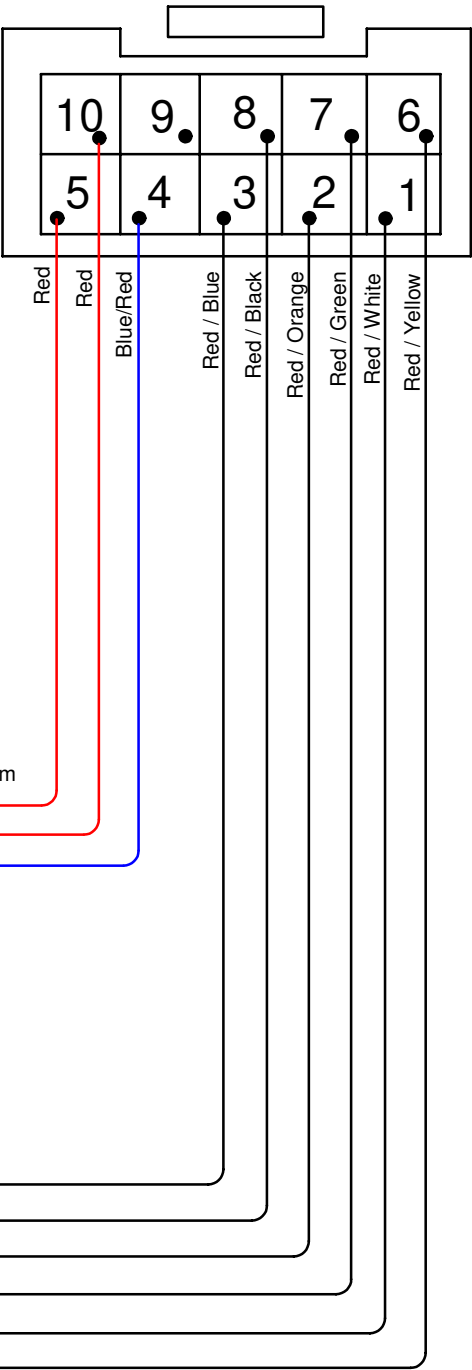
Products that can use this harness

Mercury3

NB! This relay base is wired for this relay pattern only. Do not use any other relay pattern it will damage the product.

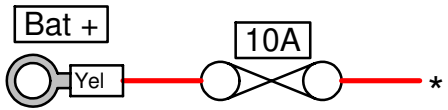


10 Way Female Plug
Rear View
P/N CP-01110010
Pins CP-01100101

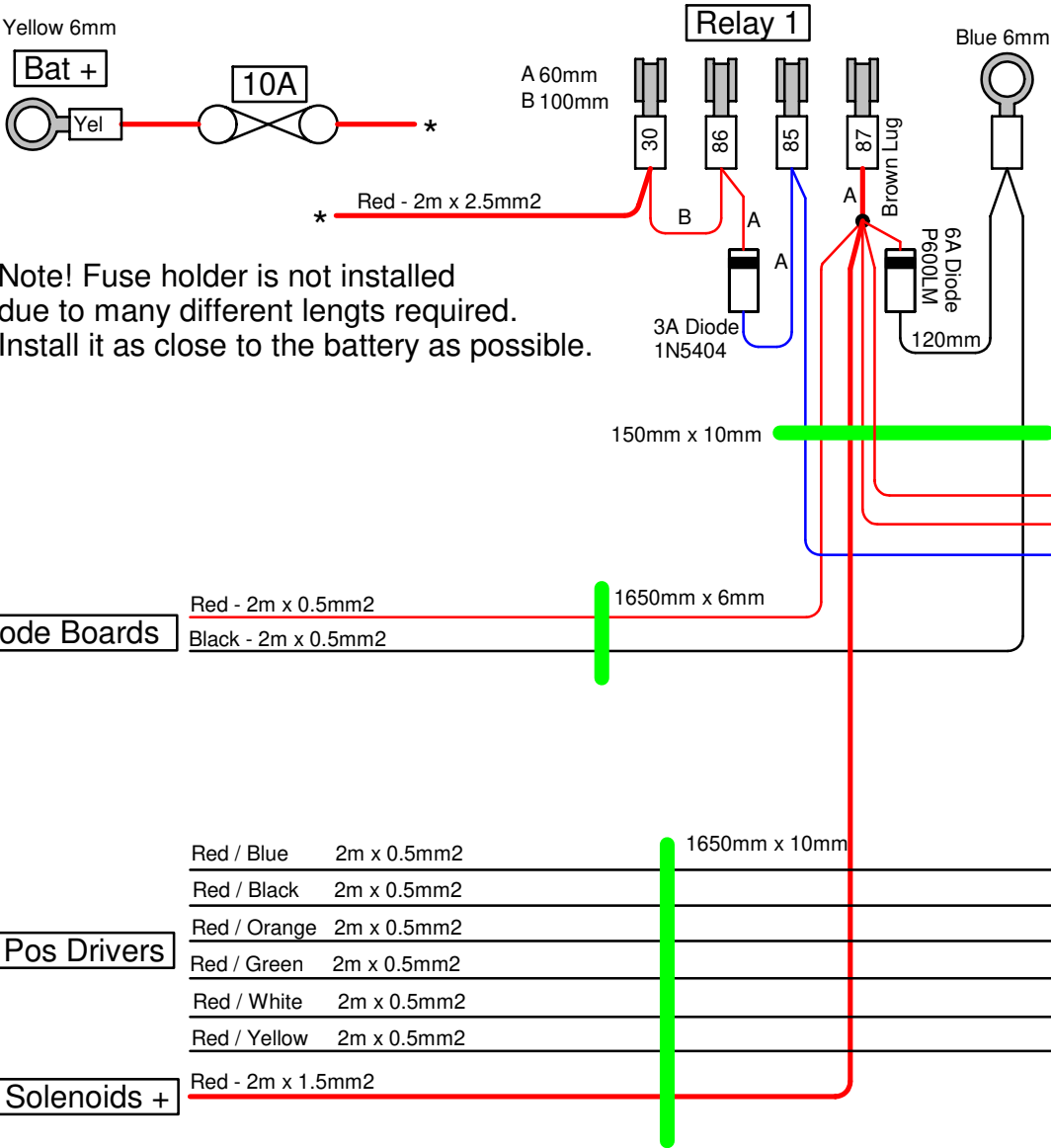


* Connect with Bootlace lug or solder and cover with heat shrink

Yellow 6mm



Note! Fuse holder is not installed due to many different lengths required. Install it as close to the battery as possible.



Diode Boards

Red - 2m x 0.5mm2
Black - 2m x 0.5mm2

Pos Drivers

Red / Blue 2m x 0.5mm2
Red / Black 2m x 0.5mm2
Red / Orange 2m x 0.5mm2
Red / Green 2m x 0.5mm2
Red / White 2m x 0.5mm2
Red / Yellow 2m x 0.5mm2

Solenoids +

Red - 2m x 1.5mm2