

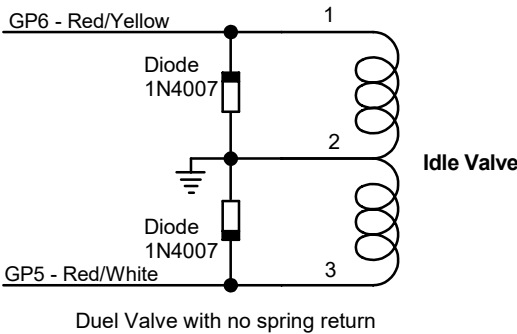
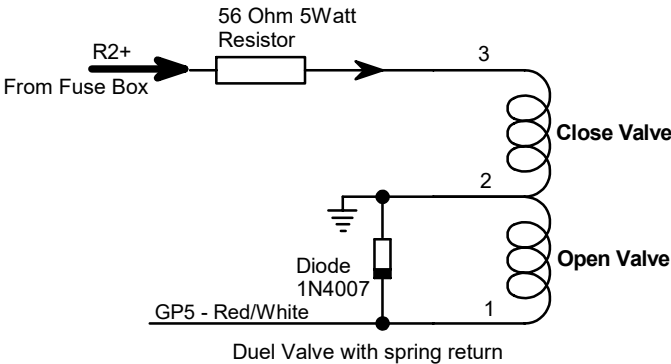
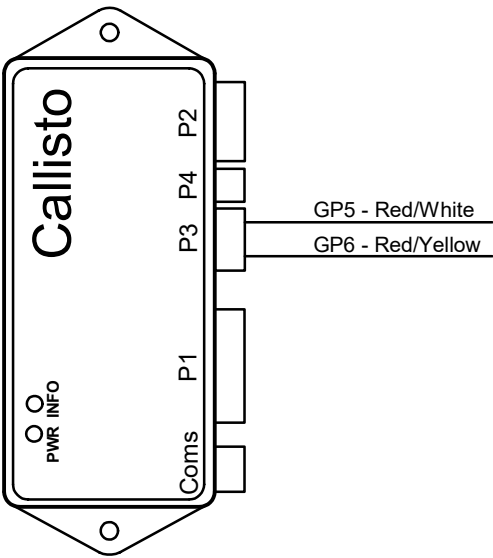
Duel Idle Valve

Last Changed: 09/12/2025

Note! This drawing is used with Smart Coil Setup

Warning!

Make sure that the Diode stipe is on the right side as damage will occur if connected wrong.



Harness Pin View

5	6	7	8
1	2	3	4

1.	Red/Yellow	-	GP6 - Idle Control
2.	Red/Green	-	
3.	Red	-	
4.	Blue	-	
5.	Red/White	-	GP5 - Idle Control
6.	Red/Orange	-	
7.	Red	-	
8.	White	-	

Connector Pinouts

Software Settings

Idle Control Type

Duel Idle Valve